



MAXIDECOR®

Atora

MAXIMA®



MAXIDECOR Quartz Primer | NERO



MAXIDECOR Quartz Primer BELA | WHITE



9130



9133



9135




9700



9703



9705



4300



4303



4305



3800



3802



3805



4110



4113



4115




4250



4253



4255



4900



4902



4904




5050




5052



5054



5080



5083



5085



5800




5802




5804



5900



5903



5905



5130



5132



5134



1420



1422



1424



1020



1022



1025



1650



1653



1655



8110



8112



8114



8060



8062



8064




8210



8212



8214




2350



2353



2355



2800



2803



2805



2010



2013



2015



0540




0543



0545



0410



0413



0415



0220



0223



0225



Kako se nanosi? How to apply?

Priprema podloge Surface preparation



Na ravnu, čistu i suhu površinu naneti MAXIDECOR Quartz Primer u željenoj nijansi. Ako prvi sloj nije dovoljno pokrivan ili ujednačen, naneti i drugi sloj. Vreme sušenja između slojeva i pre nanošenja dekorativne tehnike je minimalno 6 časova.

On a flat, clean and dry surface, apply MAXIDECOR Quartz Primer in the desired shade. If the first layer is not sufficiently covered or even, apply a second layer. The drying time between layers and before applying the decorative technique is a minimum of 6 hours.


tehnika technique

KOSMOS COSMOS



Dekoratívni premaz nanositi četkom u svim pravcima. Kada nanesete 1 do 2m², predite suvom četkom preko svežeg premaza, takođe u svim pravcima, kako bi uklonili eventualne tragove četke.

Apply the decorative coating with a brush in criss-crossed movement. When you apply 1 to 2m², gently swipe over the fresh coating with a dry brush, following the criss-crossed movement, to remove any previous traces of the brush.



MAXIDECOR Aura je polutransparentni dekorativni lak sa specijalnim mikro-kristalnim prizmama, koje reflektuju različite boje u zavisnosti od ugla posmatranja. Raspon refleksije boja se kreće od tirkizne, preko plave do ljubičaste. Namijenjen je za unutrašnje zidove. Odlikuje se izuzetnom lepotom, vodoperiv je i potpuno neškodljiv za čoveka i životnu sredinu.

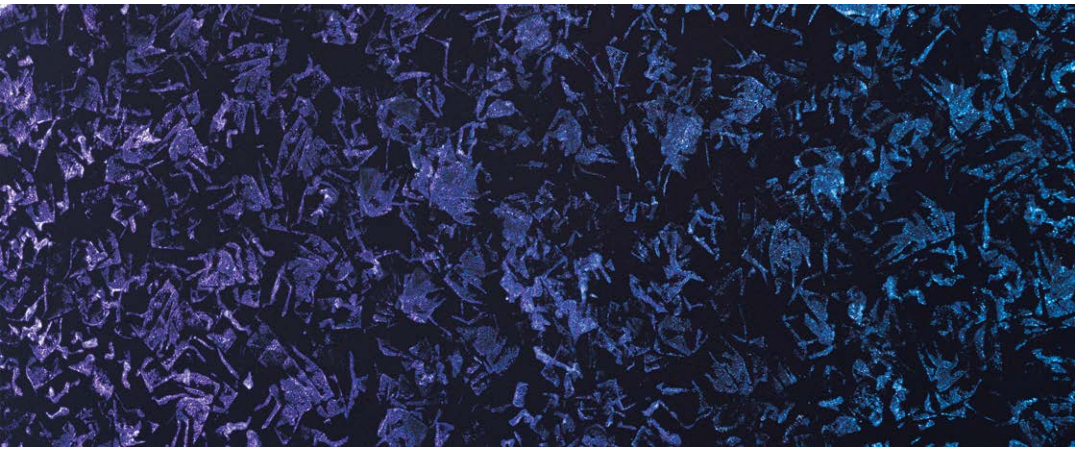
MAXIDECOR Aura is a semi-transparent decorative varnish with special micro-crystalline prisms, which reflect different colors depending on the viewing angle. The range of color reflections ranges from turquoise and blue to purple. It is intended for indoors walls. It is exceptionally beautiful, washable and completely harmless for people and the environment.

tehnika technique TAMPON PATTERN



Nanesite Auru na zid tapkanjem. Koristite nasumične pokrete i okrećite alat svaki put pre nego što ostavite trag na zidu. Odaberite koliko "gust" raspored otisaka želite da napravite.

Apply Aura to the wall by tapping. Use random movements and rotate the tool each time before leaving a mark on the wall. Choose how "dense" the layout of marks you want to make.




tehnika technique DRVO DEKOR WOOD DECOR



Auru nanositi valjkom na zid na površini od 1 do 2m². Potom alatom za izradu teksture drveta napraviti efekat drvene daske na zidu.

Apply Aura with a roller to the wall on an surface between 1 to 2m². Then use the wood texture tool to create a wooden plank effect on the wall.





MAXIMA®

Maxima d.o.o. Dragiše Mišovića 16 | 32 240 Lučani, Srbija **T** +381 (0)32 820 030
F +381 (0)32 817 029 **E** info@maximapaints.com **www.maximapaints.com**